

Programme
All Characteristics

Plan Name
Checking_525148 #1

Date
2025-04-09

Temperature workpiece

Drawing No.
24SEM159DYNE01

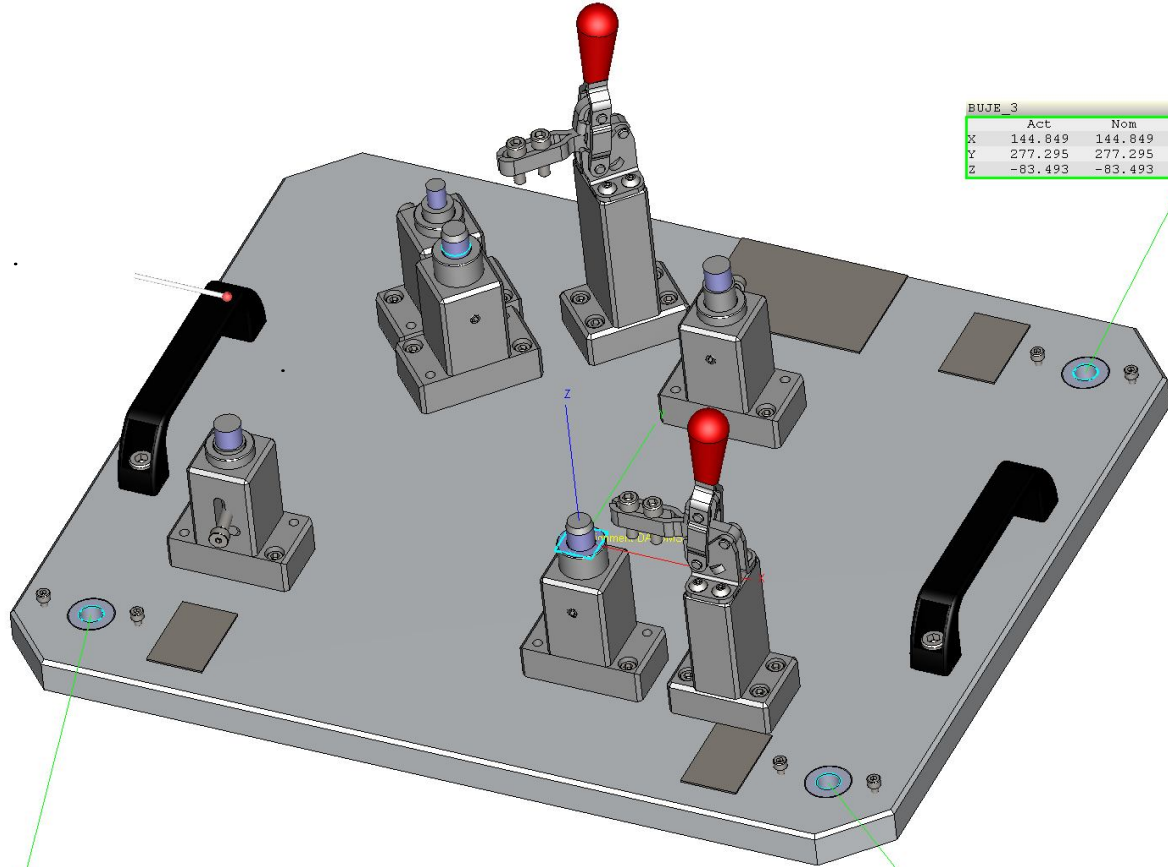
Incremental Part Number
1

Audit-No.:

Time
9:10:57 am

Operator
Master

Revision Date



BUJE_3	Act	Nom	Utol	Ltol	Dev
X	144.849	144.849	0.050	-0.050	-0.002
Y	277.295	277.295	0.050	-0.050	-0.008
Z	-83.493	-83.493	0.050	-0.050	0.003

BUJE_2	Act	Nom	Utol	Ltol	Dev
X	-255.105	-255.105	0.050	-0.050	0.001
Y	-42.824	-42.824	0.050	-0.050	0.001
Z	-83.516	-83.516	0.050	-0.050	0.003



BUJE_1	Act	Nom	Utol	Ltol	Dev
X	144.931	144.931	0.050	-0.050	-0.002
Y	-42.692	-42.692	0.050	-0.050	0.003
Z	-83.656	-83.656	0.050	-0.050	0.003

90 mm

Programme
All Characteristics

Plan Name
Checking_525148 #1

Date
2025-04-09

Temperature workpiece

Drawing No.
24SEM159DYNE01

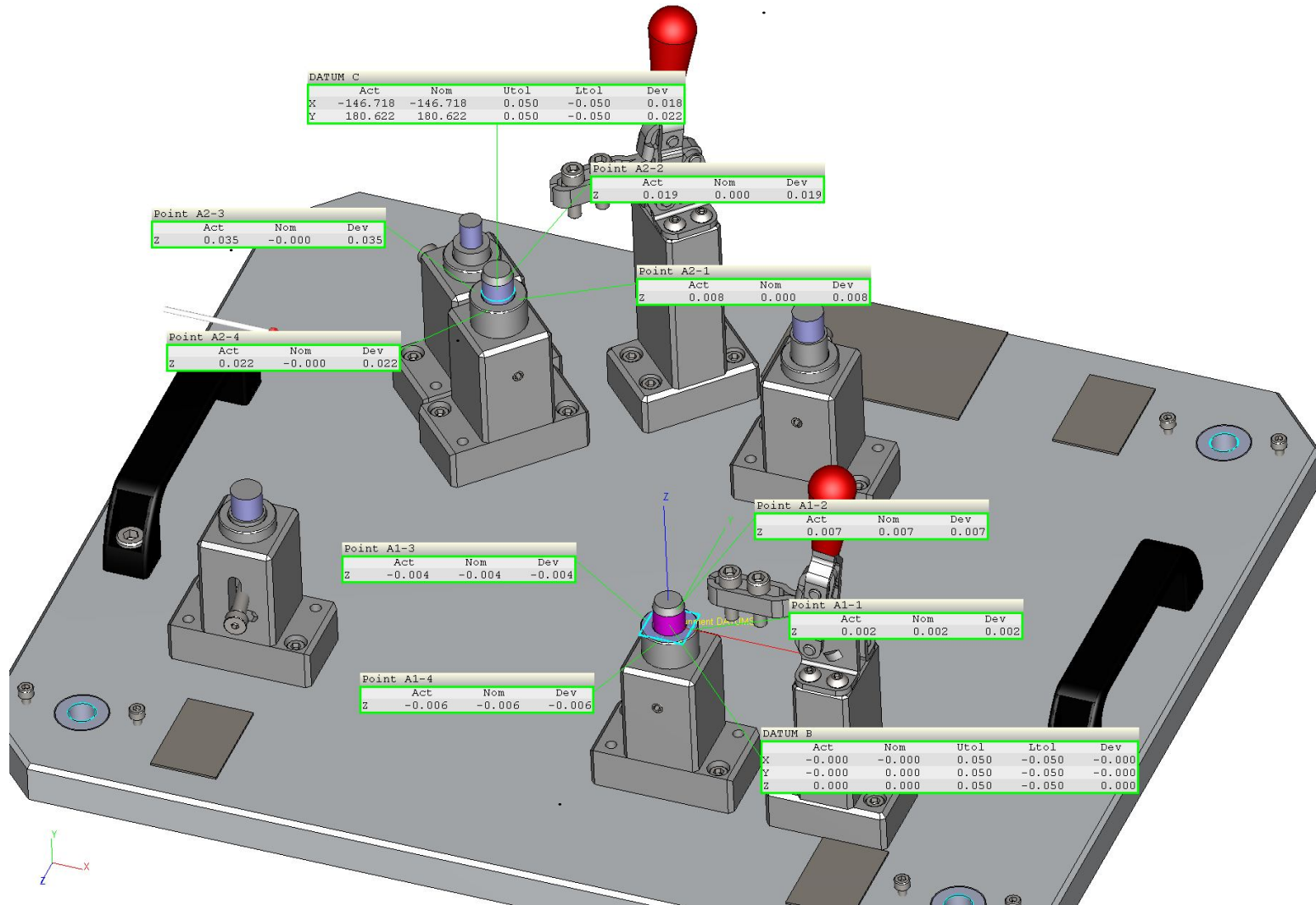
Incremental Part Number
1

Audit-No.:

Time
9:10:57 am

Operator
Master

Revision Date



Programme
All Characteristics

Plan Name
Checking_525148 #1

Date
2025-04-09

Temperature workpiece

Drawing No.
24SEM159DYNE01

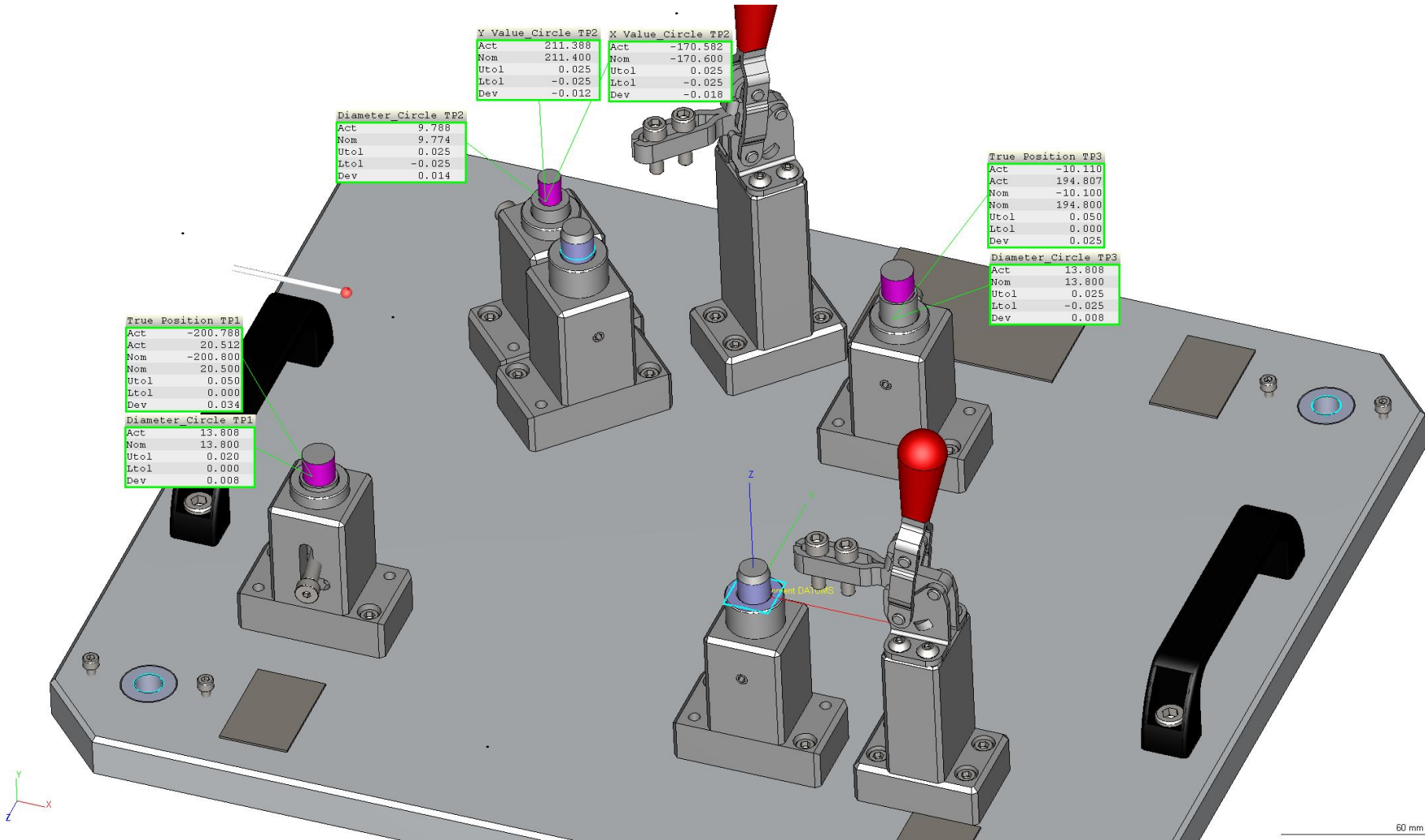
Incremental Part Number
1

Audit-No.:

Time
9:10:57 am

Operator
Master

Revision Date





Plan Name
Checking_525148 #1

DATE
2025-04-09

OT
LD25-07E-266

Time
9:11:12 am

Part Name
Checking fixture

Drawing No.
24SEM159DYNE01

Customer
Dynacast

Metrologist
Emmanuel Vizcaya

Length unit
mm

No. de pieza
1

Name	ID	Actual	Nominal	pos Tol	neg Tol	Diff	<-- -->
------	----	--------	---------	---------	---------	------	---------

Coordenadas Bujes contra Datum

X Value_BUJE_1	X	144.931	144.932	0.050	-0.050	-0.002	-
Y Value_BUJE_1	Y	-42.692	-42.689	0.050	-0.050	0.003	-
Z Value_BUJE_1	Z	-83.656	-83.653	0.050	-0.050	0.003	-
X Value_BUJE_2	X	-255.105	-255.104	0.050	-0.050	0.001	
Y Value_BUJE_2	Y	-42.824	-42.822	0.050	-0.050	0.001	
Z Value_BUJE_2	Z	-83.516	-83.513	0.050	-0.050	0.003	-
X Value_BUJE_3	X	144.849	144.851	0.050	-0.050	-0.002	-
Y Value_BUJE_3	Y	277.295	277.303	0.050	-0.050	-0.008	-
Z Value_BUJE_3	Z	-83.493	-83.490	0.050	-0.050	0.003	-

DATUMS

X Value_DATUM B	X	0.000	0.000	0.050	-0.050	0.000	
Y Value_DATUM B	Y	0.000	0.000	0.050	-0.050	0.000	
Z Value_DATUM B	Z	0.000	0.000	0.050	-0.050	0.000	
X Value_DATUM C	X	-146.718	-146.700	0.050	-0.050	0.018	--
Y Value_DATUM C	Y	180.622	180.600	0.050	-0.050	0.022	--
Z Value_Point A1-1	Z	0.002	0.000	0.050	-0.050	0.002	-
Z Value_Point A1-5	Z	0.007	0.000	0.050	-0.050	0.007	-
Z Value_Point A1-6	Z	-0.004	0.000	0.050	-0.050	-0.004	-
Z Value_Point A1-7	Z	-0.006	0.000	0.050	-0.050	-0.006	-
Z Value_Point A2-1	Z	0.008	0.000	0.050	-0.050	0.008	-
Z Value_Point A2-2	Z	0.019	0.000	0.050	-0.050	0.019	--
Z Value_Point A2-3	Z	0.035	0.000	0.050	-0.050	0.035	---
Z Value_Point A2-4	Z	0.022	0.000	0.050	-0.050	0.022	--

TP1

True Position TP1	Po2d	0.034	0.000	0.050		0.034	---
	X	-200.788	-200.800			-0.012	
	Y	20.512	20.500			0.012	
Diameter_Circle TP1	D	13.808	13.800	0.020	0.000	0.008	-

TP2

X Value_Circle TP2	X	-170.582	-170.600	0.025	-0.025	-0.018	---
--------------------	---	----------	----------	-------	--------	--------	-----

Plan Name Checking_525148 #1

Operator Master

DATE 2025-04-09 Time 9:11:12 am



Name	id	actual	nominal	pos tol	neg tol	diff	<-- -->
Y Value_Circle TP2	Y	211.388	211.400	0.025	-0.025	-0.012	--
Diameter_Circle TP2	D	9.788	9.774	0.025	-0.025	0.014	---

TP3

True Position TP3	Po2d	0.025	0.000	0.050		0.025	--
	X	-10.110	-10.100			0.010	
	Y	194.807	194.800			0.007	
Diameter_Circle TP3	D	13.808	13.800	0.025	-0.025	0.008	--